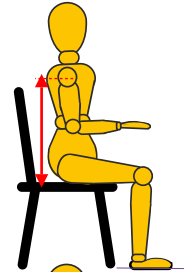


PLEASE NOTE: It is virtually impossible for someone to measure themselves accurately so please ask someone to help you with this exercise. Please use a 4 leg chair with no arms and make sure you sit upright and square to help ensure accurate measuring.

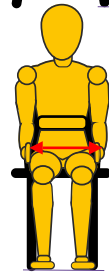
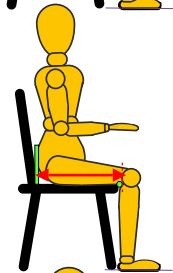
(A) Back Height

- Measure from seat surface vertically to the outside edge of client's shoulder about where the seam of a sleeve would normally be (*as shown*)
- Select the most appropriate Back Height from section [A] and enter the relevant code into Box 1 to start your unique order reference



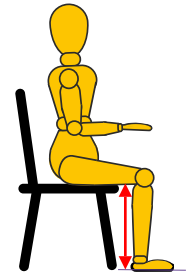
(B) Seat Size

- Place a rigid marker (e.g. a hard-back book) behind the client, protruding out to one side
- Place another marker (e.g. a ruler) behind the client's knee ensuring it is square on
- Measure the distance between the two markers (*as shown*) and note this dimension (Seat Depth)
- Place hands to the outside side of both thighs with thumbs extended vertically (*as shown*)
- Measure the distance between the two thumbs and note this dimension (Seat Width)
- Select the most appropriate seat by Depth & Width from section [B] and enter the relevant code in Box 2



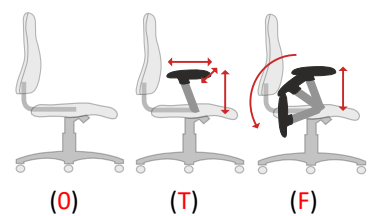
(C) Seat Height

- Measure the distance between the floor and the underside of the back of knee
- Select the most appropriate seat height from section [C] and enter the relevant code in Box 3



(E) Arm Options

- Decide if you require Arm rests and choose the between the two versions (T) & (F) in section [E]
- If you prefer without Arms enter code (0)
- Enter the relevant code in Box 5



(F) Neck Roll

- Decide if you require Neck Support (N) as shown in section [F]
- If you prefer without Neck Support enter code (0)
- Enter the relevant code in Box 6



OPTIONS

- Next decide which posture and/or design enhancements you require and tick the boxes accordingly
- And finally select your choice of fabric/ colour
- Place your order and your uniquely tailored ZentoFit chair will be with you in app 10 working days.

(A) Back Height

ZEN (A) Back Height: 420 - 500mm, lumbar 180 - 260mm

ZEN (B) Back Height: 510 - 590mm, lumbar 180 - 260mm

ZEN (C) Back Height: 570 - 650mm, lumbar 190 - 270mm

(B) Seat Size

Small (1) W: 460mm, D: 410-460 mm

Med (2) W: 500mm, D: 440 - 500 mm

Large (3) W: 520mm, D: 490 - 540 mm

(C) Seat Height

Std (7) 450 - 550 mm

High (9) 480 - 620 mm

(D) Std Chair Action

Independent adjustment of seat and back angles

+ tension adjustable free float tilt action

Asyncro mechanism (5)

(E) Arm Options

No arms (0)

3D trigger adjustable Ht arm (T) (retractable + width adj arm cap)

Folding adj arm (F) (fixed arm cap)

(F) Neck Roll

No neck roll (O)

Neck roll required (N)

posture enhancements
(tick required choices in yellow box)

- i) coccyx relief cut out (rear of seat)
- ii) sacral/pelvic support (placed below lumbar support)
- iii) air cell seat (enhanced seat comfort)

design enhancements

- iv) polished aluminium base
- v) upholstered outer back

your unique order reference is:

(1) (2) (3) (4) (5) (6)

ZEN -

fabric choice colour

optional extras

posture enhancements

- i) coccyx relief cut out (rear of seat)
- ii) sacral/pelvic support (below lumbar support)
- iii) air cell seat (enhanced seat comfort)

design enhancements

- iv) polished aluminium base
- v) upholstered outer back

Deliver to:

Name:

Address:

Contact no:

For help, assistance or advice, please contact us :



Osmond
Ergonomics

0345 345 0898
info@ergonomics.co.uk
www.ergonomics.co.uk